


Student language profiles

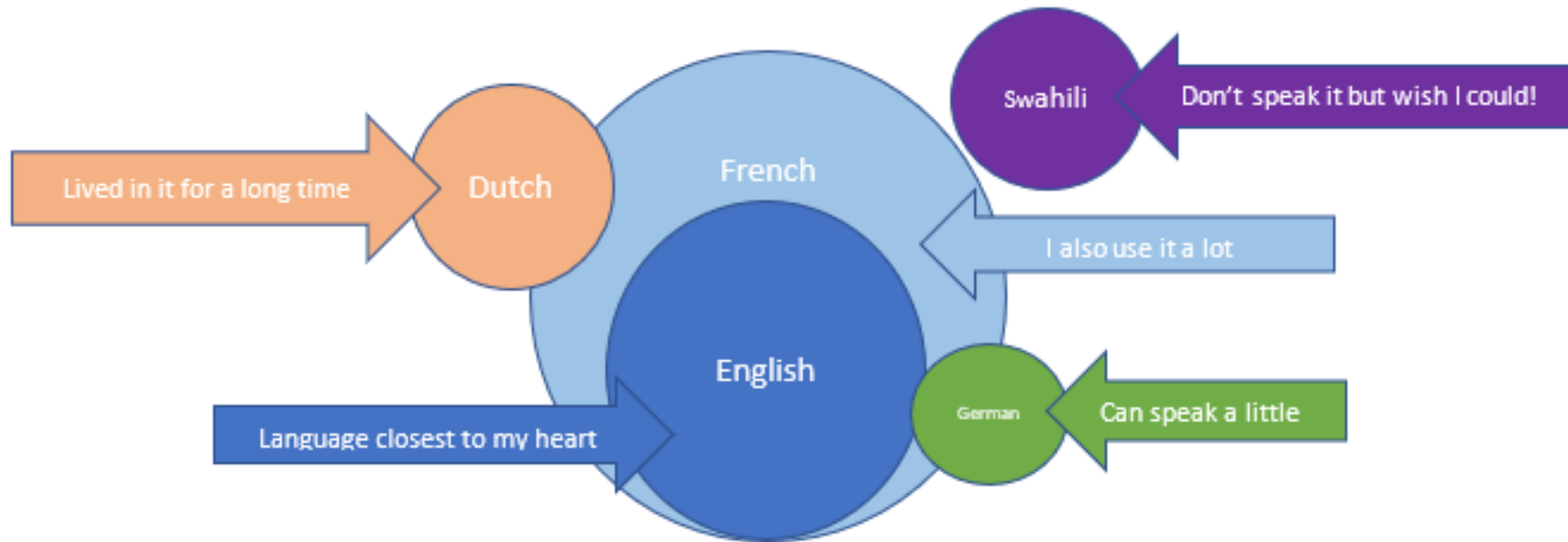
Getting to know your students (and having them get to know each other!)

My languages and me (young learners)


- Provide each student with a blank outline of a human body, with the following instructions:
- Colour in the figure with your languages. For each language, choose a different colour.
- Explain why you chose the colours you did and why you placed them where you did.
- Display the language portraits on the classroom wall, and refer to them often.



Language bubbles



My languages manga



Language Portrait tables

Put all the languages you use in each situation, in order of importance	At home with family		At school		After school		Around the neighbourhood		On holidays	
	They speak	I speak	They speak	I speak	They speak	I speak	They speak	I speak	They speak	I speak
Parent										
Parent										
With my siblings										
With my other family members										
With my friends										
With my babysitter										

My favourite language(s) for (if I could choose!):

Playing with friends		Doing schoolwork	
Watching TV		Doing sports	
Reading		(add your own)	
Talking about myself		(add your own)	